






**BUSSELTON FORESHORE  
PARKING AREAS AND NUMBERS  
WITHIN 750m RADIUS**

**PARKING LIMITS (REFER SIGNAGE FOR APPLICABLE TIMES)**

	ALL DAY		1/4 HOUR PARKING
	2 HOUR PARKING	<i>(3 bays)</i>	NUMBER OF ON-STREET PARKING BAYS (1040 TOTAL)
	1 HOUR PARKING	31	NUMBER OF OFF-STREET CARPARK BAYS (2169 TOTAL)
	1/2 HOUR PARKING	A	ACCESSIBLE BAYS